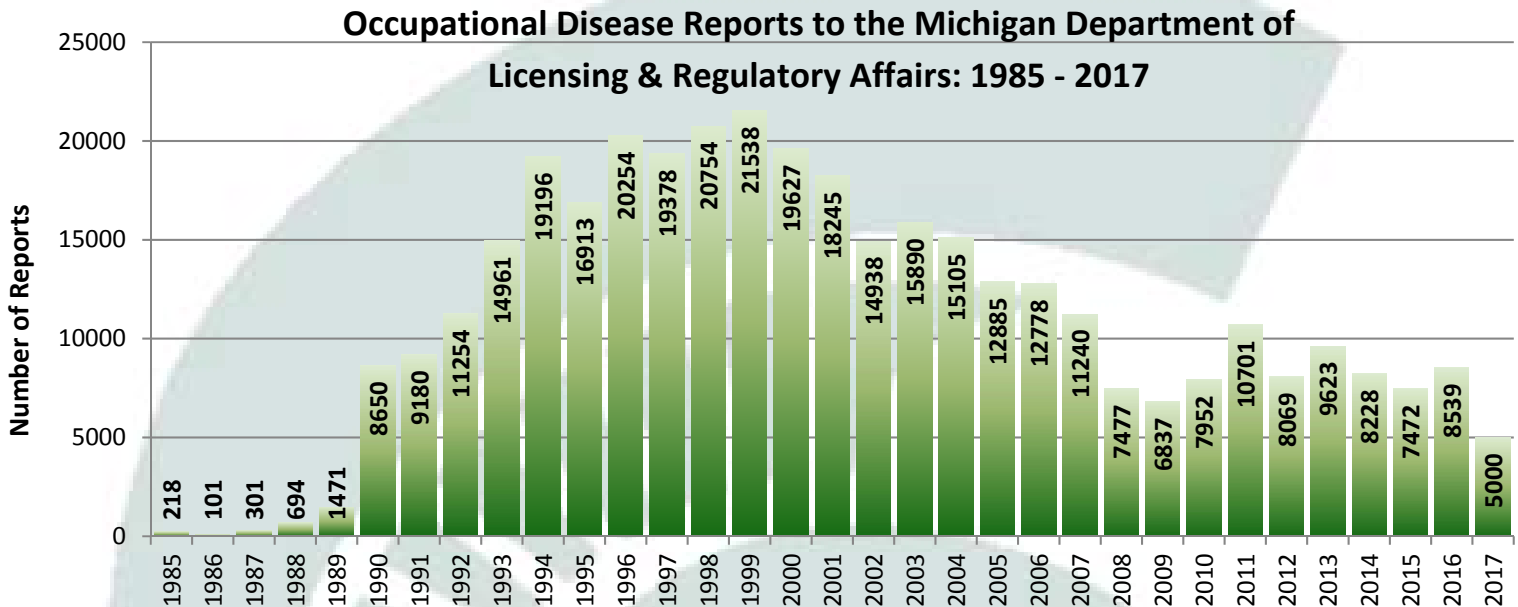


# Tracking Work-Related Diseases in Michigan

Additional Information Available at: [www.oem.msu.edu](http://www.oem.msu.edu)

## Summary Statistics



The above figure shows the number of occupational diseases reported by doctors, clinics, hospitals and employers; there are an estimated 5,000 reported cases for 2017 to the MI Department of Licensing and Regulatory Affairs (data is preliminary).

According to the Bureau of Labor and Statistics survey of employers there were 6,000 non-fatal occupational diseases and 111,400 injuries in Michigan in 2014, of which 59,700 involved days away from work, job transfer or restriction (most recent survey year available).

In 2016, the Workers' Compensation Agency reported 20,453 newly paid claims for lost work time over seven days. Adding individuals still being paid for in prior years, a total of 180,895 people received a workers' compensation payment in 2016. Total payout in workers' compensation benefits and medical care in 2016 was just over \$900 million.

There is overlap in the three reporting systems but because of confidentiality restrictions, the amount of overlap cannot be determined.

## Background

In 1988 Michigan instituted a tracking program for work-related diseases with financial assistance from the National Institute for Occupational Safety and Health. This is a joint project of the Michigan Occupational Safety and Health Administration and the Michigan State University Department of Medicine. The mandatory reporting of patients with work-related diseases provides data to identify trends across industries and within occupations, and direct prevention and intervention programs to help other workers from getting sick from exposures in their jobs.

### MICHIGAN LAW REQUIRES THE REPORTING OF KNOWN OR SUSPECTED OCCUPATIONAL DISEASES

Reporting can be done by:

#### WEB

[www.oem.msu.edu](http://www.oem.msu.edu)

#### E-MAIL

[ODREPORT@ht.msu.edu](mailto:ODREPORT@ht.msu.edu)

#### FAX

(517) 432-3606

#### TELEPHONE

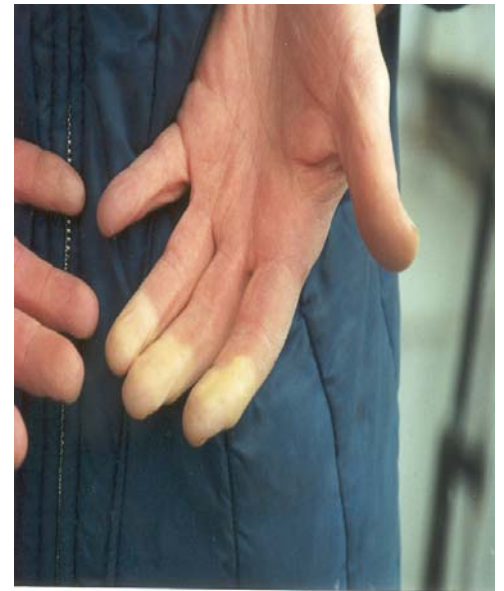
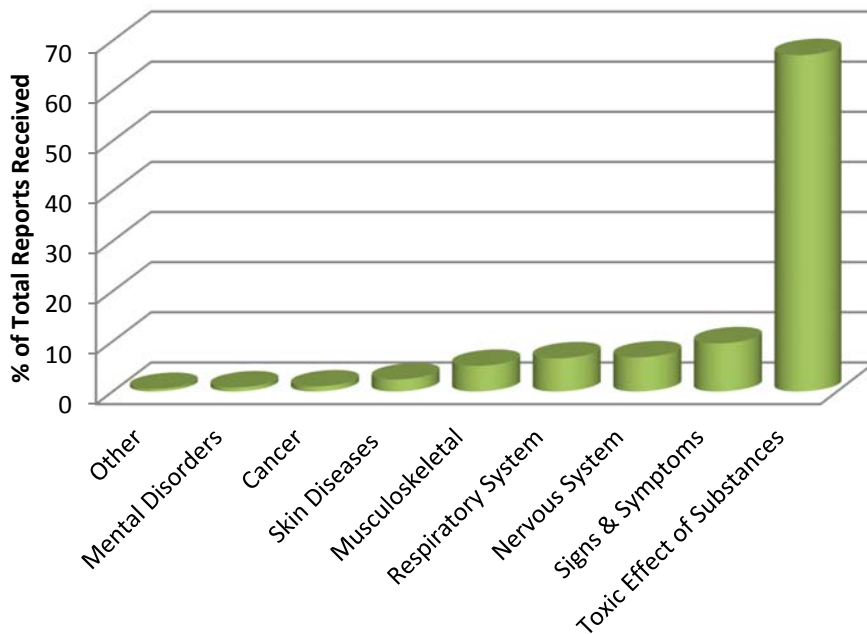
1-800-446-7805

#### MAIL

Michigan Occupational Safety & Health Administration (MIOSHA)  
Management and Technical Services Division  
P.O. Box 30649 Lansing, MI  
48909-8149

January 12, 2018

## Occupational Diseases: 2016



**RAYNAUD'S DISEASE FROM WORK IN THE FROZEN GOODS DEPARTMENT AT A SUPERMARKET.**

## Program Highlights

- About 57% of the occupational disease reports sent to the state are from employers or their contracted medical clinics. The other 43% are reported from non-company health care professionals.
- The most frequently reported occupational disease types are: lead poisoning, hand and wrist sprains from repetitive motion, noise-induced hearing loss, arm and shoulder sprains, and asbestosis.
- Less than 1% of all hospitalizations in Michigan are paid for by Workers' Compensation each year.
- Just over two-thirds of the occupational disease reports are for men and just under one-third for women.
- The top 4 disease categories reported for men in 2016 were: toxic effects of substances, signs and symptoms, respiratory diseases, and ear disorders including noise-induced hearing loss.
- The top 4 disease categories reported for women in 2016 were: toxic effects of substances, signs and symptoms, musculoskeletal disorders, and respiratory diseases.

## Comparison of Workers' Compensation Claims with Occupational Disease (OD) Reports

	Workers' Compensation	OD Reports
Year Reported - 2016		
Disease Category		
Skin Disease	0.3	3.5
Dust Disease of Lung	<0.1	4.6
Respiratory Due to Toxic Agents	0.8	5.7
Poisoning	<0.1	31.3
Disorders Due to Physical Agents	0.2	2.7
Repetitive Trauma Conditions	81.0	35.0
All Other Occupational Illnesses	17.7	17.2

This table illustrates how the category of disease will vary by data source and the importance of having a tracking system that is not dependent on a single source.