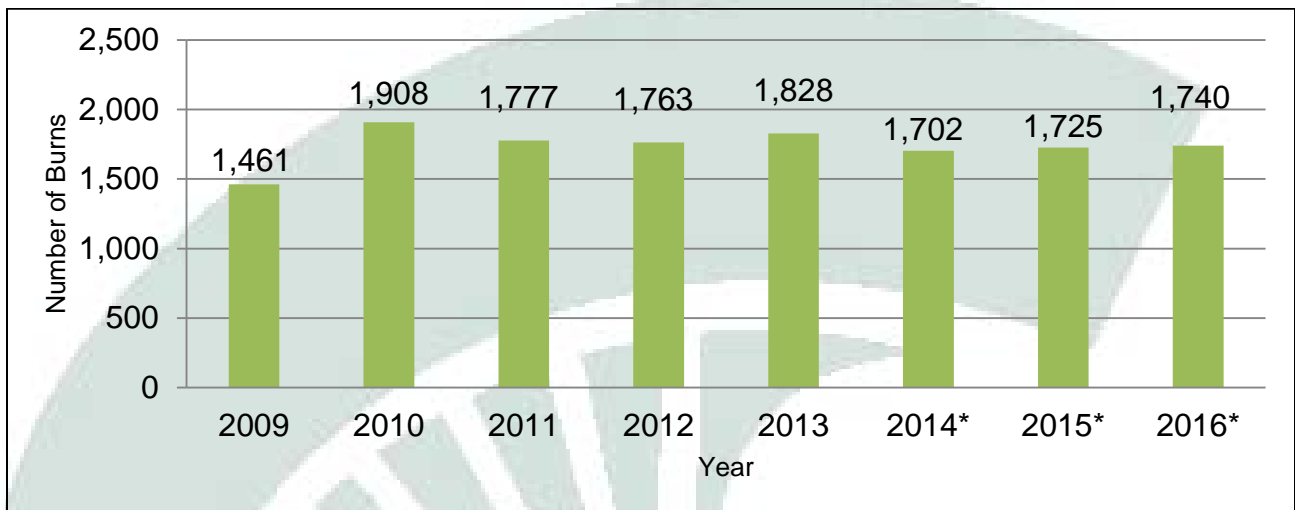


Tracking Work-Related Burns in Michigan

www.oem.msu.edu

Summary Statistics



*2014, 2015 and 2016 preliminary data as of 4/4/2017.

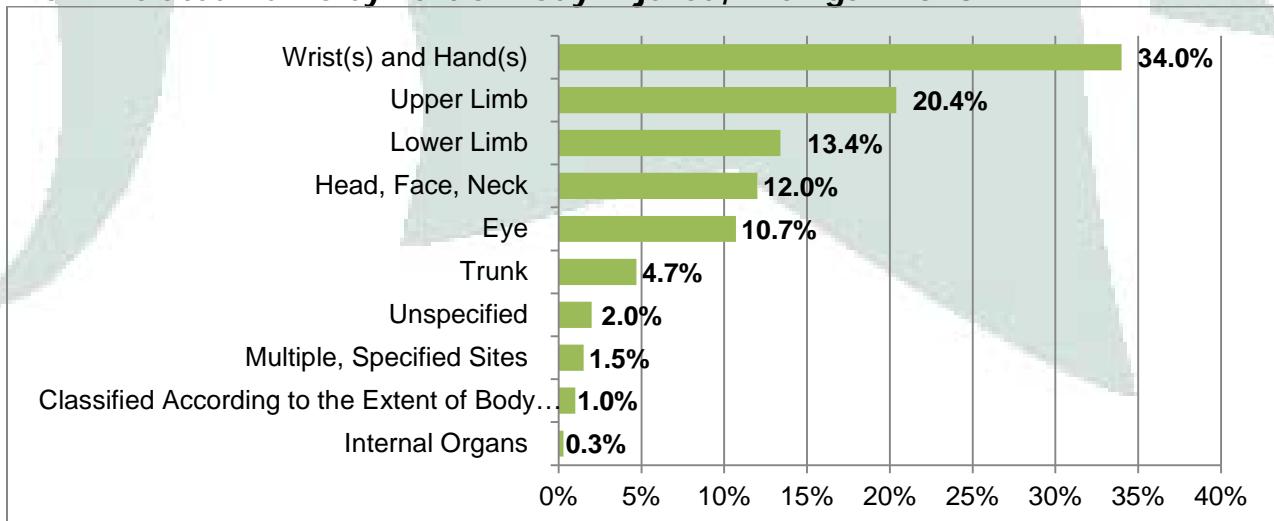
There were 1,828 work-related burns in Michigan in 2013. Occupational burns are a preventable cause of work-related injury. Sixty-five percent of the burns were in male workers and 83.1% in Caucasians. The age of injured workers varied from 15 to 84 years of age; the average age was 34.5 and the median age was 31.

In 2013, the Bureau of Labor Statistics, the official source of work-related statistics, which is based on employer reporting, estimated 540 work-related burns in Michigan.



Molten metal is one of the causes of occupational burns

Work-Related Burns by Part of Body Injured, Michigan 2013*



*Percentages based on a burn-related primary diagnosis of 1,828 events.

April 4, 2017

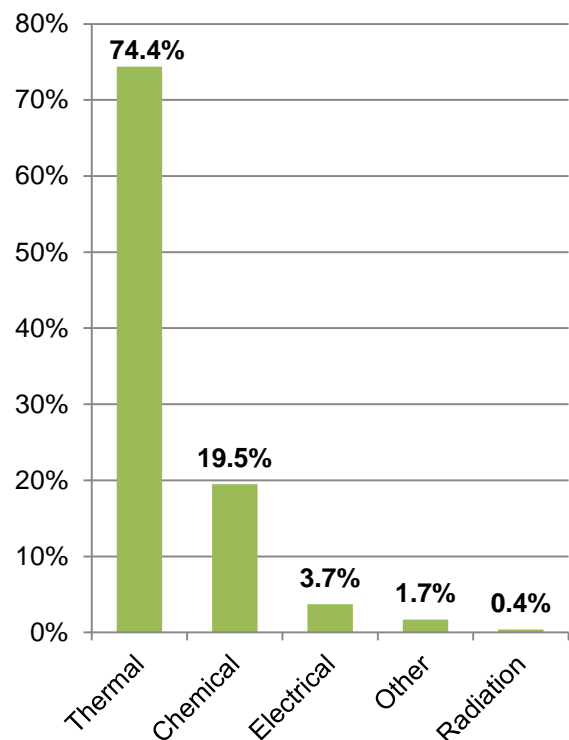
Background

In September 2010, The Michigan Department of Health and Human Services promulgated rules requiring health facilities and health providers to report traumatic injuries when requested by the Department. Occupational burns are an important injury that may occur at a workplace. Michigan's hospitals, Workers' Compensation Agency, and the state's sole Poison Control Center are the sources for occupational burns. The Occupational and Environmental Medicine Division at Michigan State University prepares periodic reports on work-related burns, available at www.oem.msu.edu.

2013 Results

- 1,824 individuals sustained burns on the job, (with 3 persons experiencing more than one separate burn incidents).
- The highest number of burns were thermal burns (1,289), followed by chemical burns (336), electrical burns (56), and then radiation burns (7).
- 600 workers were diagnosed with first degree burns, 940 with second degree burns, 85 with third degree burns, and one with the most severe, a fourth degree burn.
- The most common part of the body injured were wrist(s) and hand(s) in 622 workers, followed by upper limb burns in 372 workers, and burns sustained to lower limb in 244 workers.
- The most common type of medical encounter was a visit to the Emergency Department (1,417), followed by 64 hospitalizations.
- Accommodation and Food Services had the highest number (251), and rate (204.1 per 100,000), incurring 56.0% of work-related burns.
- Workers' Compensation paid lost work time and medical costs for 16.2% and medical cost only for (56.2%)

Work-Related Burn Type, Michigan 2013*



*Percentages based on 1,726 events for which a burn type was specified (94.4%)

Work-Related Burns Narratives

- A 22 year-old male sustained third degree burns to his wrist, hand and lower limb while carrying a bucket of hot grease, which melted the bucket.
- A 25 year-old male working in a fast food restaurant sustained second degree burns to his hand while cleaning a deep fryer.
- A 23 year-old male sustained second degree burns to his hand as a result of molten aluminum (800 degree) touching his hand.