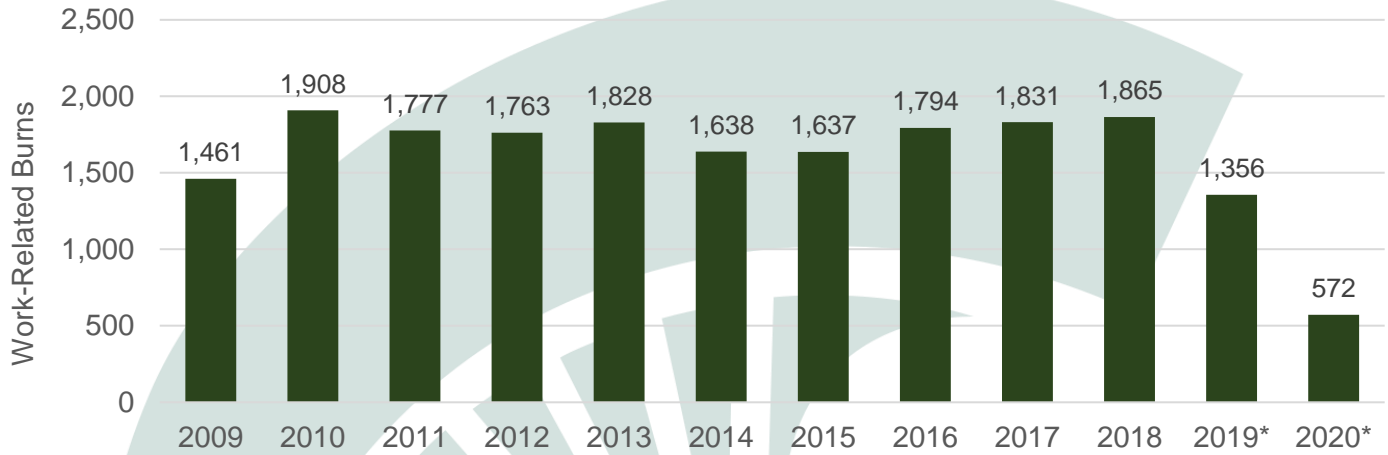


# Tracking Work-Related Burns in Michigan

[www.oem.msu.edu](http://www.oem.msu.edu)

## Summary Statistics



\*2019, and 2020 preliminary data as of 3/8/2021

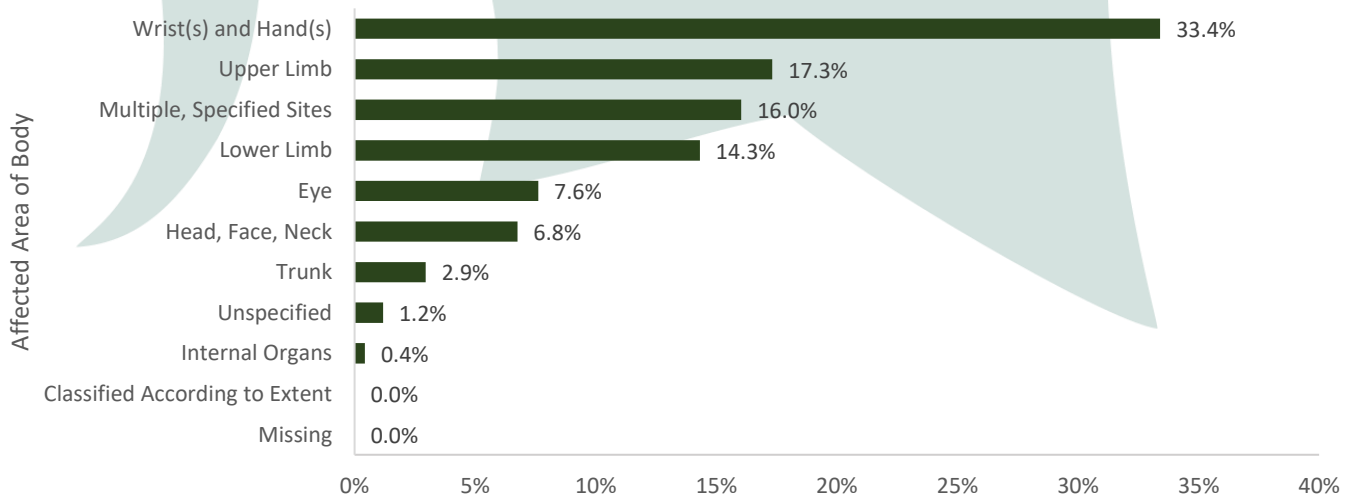
Occupational burns are a preventable cause of work-related injury. There were 1,865 work-related burns in Michigan in 2018, representing a 1.9% increase from the prior year. Males accounted for 64.5% of work-related burns. Among workers with a reported race, 75.1% were non-Hispanic white. The age of individuals with a work-related burn ranged from 14 to 83 years, with an average of 33.5 years and a median of 30 years.



*Certain hazards are common to most welding processes including burns caused by infrared and ultraviolet radiation and contact with hot metal or sparks*

In 2018, the Bureau of Labor Statistics, the official source of work-related statistics estimated that only 980 work-related burns in occurred Michigan based on employer reports, much fewer than the number that MSU OEM identified.

## Work-Related Burns by Part of Body Injured, Michigan 2018



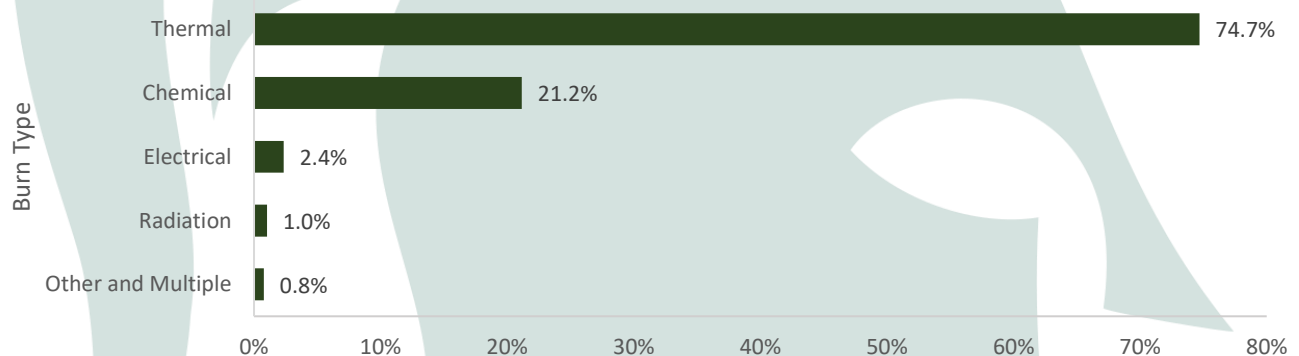
## Background

In September 2010, The Michigan Department of Health and Human Services promulgated rules requiring health facilities and health providers to report traumatic injuries when requested by the Department. Occupational burns are an important injury that may occur at a workplace. Michigan's hospitals, Workers' Compensation Agency, and the state's sole Poison Control Center are the sources for occupational burns. The Occupational and Environmental Medicine Division at Michigan State University prepares periodic reports on work-related burns, available at [www.oem.msu.edu](http://www.oem.msu.edu).

## 2018 Results

- There were 1,865 work-related burns among workers in Michigan.
- Thermal exposures caused the highest percentage of burns (66.4%), followed by chemical exposures (18.8%), electrical exposures (2.1%), and radiation (0.9%).
- There were 801 workers diagnosed with first-degree burns, 874 with second-degree burns, 83 with third-degree burns. There were 107 cases with an unknown burn-degree.
- The most common affected parts of the body injured were wrists and hands (623 burns), followed by upper limbs (323 burns), multiple specified sites (299 burns), lower limbs (267 burns) eyes (142 burns), head, face and neck (126 burns), and other or unspecified (30 burns) .
- The most common type of medical encounter was an emergency department visit (1,534), followed by 112 inpatient hospitalizations, and 112 other (e.g., outpatient, wound clinic) and unspecified visits.
- Accommodation and Food Services had the highest number (501) of work-related burns and the highest rate (160.8 per 100,000).
- Among cases identified by medical records, Workers' Compensation paid lost work time and medical costs for 8.2% of cases and medical cost only for 45.5% of cases.

**Work-Related Burn Type, Michigan 2018**



## Work-Related Burns Narratives

- An employee of a company that refined sugar received second- and third-degree thermal burns to his trunk and foot while performing maintenance on a machine that had not been properly disconnected from the power source.
- An employee of a motor vehicle metal stamping manufacturer sustained second degree thermal and chemical burns when standing on top of a machine containing a solvent heated to 170 degrees. The employer was cited by MIOSHA for not ensuring that hazardous conditions on walking surfaces were not corrected or repaired.