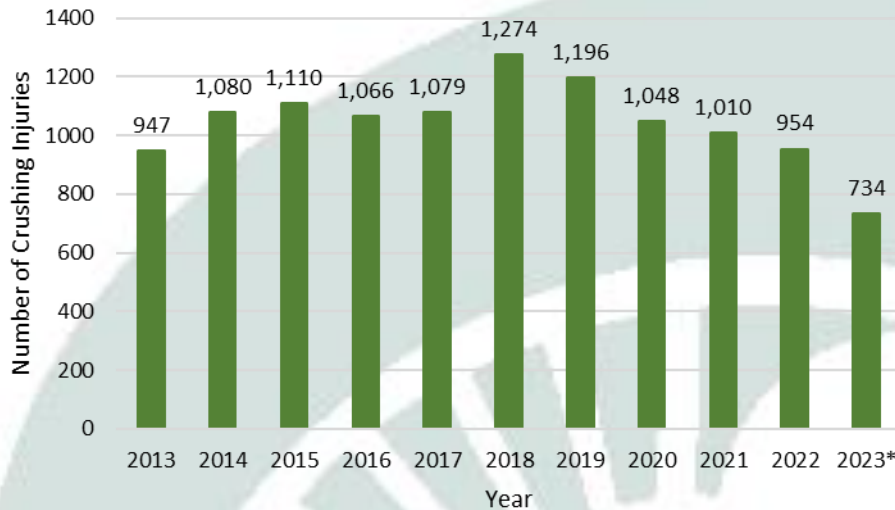


Tracking Work-Related Crushing Injuries in Michigan

www.oem.msu.edu

Summary Statistics



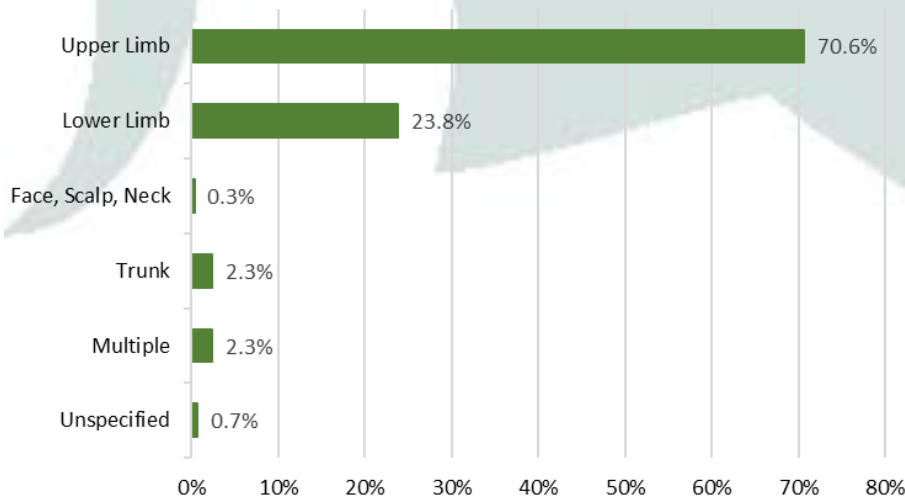
Lack of guards for pinch points is one of the causes of occupational crushing injuries

*2023 preliminary data as of 1/29/2024

There were 1,964 work-related crushing injuries in Michigan between 2021 and 2022. Seventy-six percent of the crushing injuries were in male workers and 73.3% in White workers. The age of injured workers varied from 15 to 79 years of age; the average age was 38 and the median age was 35. Thirty-seven (2.0%) injured workers were ≤ 18 years of age and 42 (7.0%) were of Hispanic ethnicity. In 2021, 99.2% of the quarterly reporting periods were reported by the Michigan hospitals and acute care facilities and 100% were reported in 2022.

For the years 2019 through 2020, the Bureau of Labor Statistics (BLS), the official source of work-related crushing injuries, which is based on employer reporting, reported 900 work related crushing injuries in Michigan, which was only 39.4% of the crushing injuries that occurred in Michigan from 2019 to 2020. The BLS has not yet released 2021 and 2022 data.

Part of Body Injured – Work-Related Crushing Injuries, Michigan 2021–2022



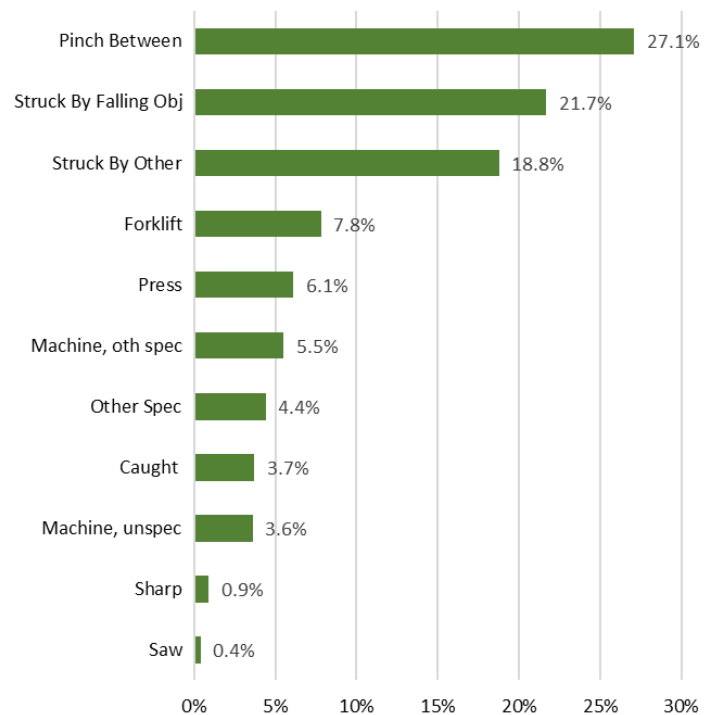
Background

In September 2010, Michigan Department of Health and Human Services promulgated rules requiring health professionals and health facilities to report individuals with traumatic injuries, including crushing injuries, regardless of cause when requested by the State or a local health department. Michigan's hospitals, Workers' Compensation Agency, and Michigan's Fatality Assessment Control and Evaluation program are the sources for occupational crushing injuries. The Occupational and Environmental Medicine Division at Michigan State University prepares periodic reports on work-related skull fractures, available at www.oem.msu.edu.

2021 – 2022 Results

- 1,964 work-related crushing injuries in 1,959 individuals.
- Seventy percent of crushing injuries were to the upper limb.
- The Manufacturing NORA Sector had the highest percentage of work-related crushing injuries (38.5%), followed by Services (except Public Safety) (17.4%), and then Wholesale and Retail Trade (15.6%).
- The Agriculture, Forestry, and Fishing (except Wildland Firefighting) industry had the highest rate of work-related crushing injuries (54.4 per 100,000).
- One hundred and seventy-five (8.9%) individuals were hospitalized, 1,565 (79.7%) were treated in the Emergency Department, and 111 (5.7%) were treated as an outpatient at the hospital.
- MIOSHA cited 22 of the 25 companies investigated.

Cause of Crushing Injuries, Michigan 2021–2022



*Cause of crushing injury was provided for 1,692 (86.2%) of cases.

Work-Related Crushing Injuries Narratives

- A male in his 40s was hospitalized overnight with a crushing injury to his chest after he was pinned between two metal plates of a hydraulic press.
- A male in his 40s was hospitalized for three days with a crushing injury after a 400-pound steel bar fell on his hand.
- A female in her 40s was hospitalized for seven days with a crushing injury to her hand after she reached to remove a die and a press came down on her hand.
- A male in his 60s sustained a crushing injury to his lower leg after a hi-lo backed into him and pinned him against the wall.
- A male in his 20s was hospitalized for overnight with a crushing injury after his hand was suck in a conveyor belt.