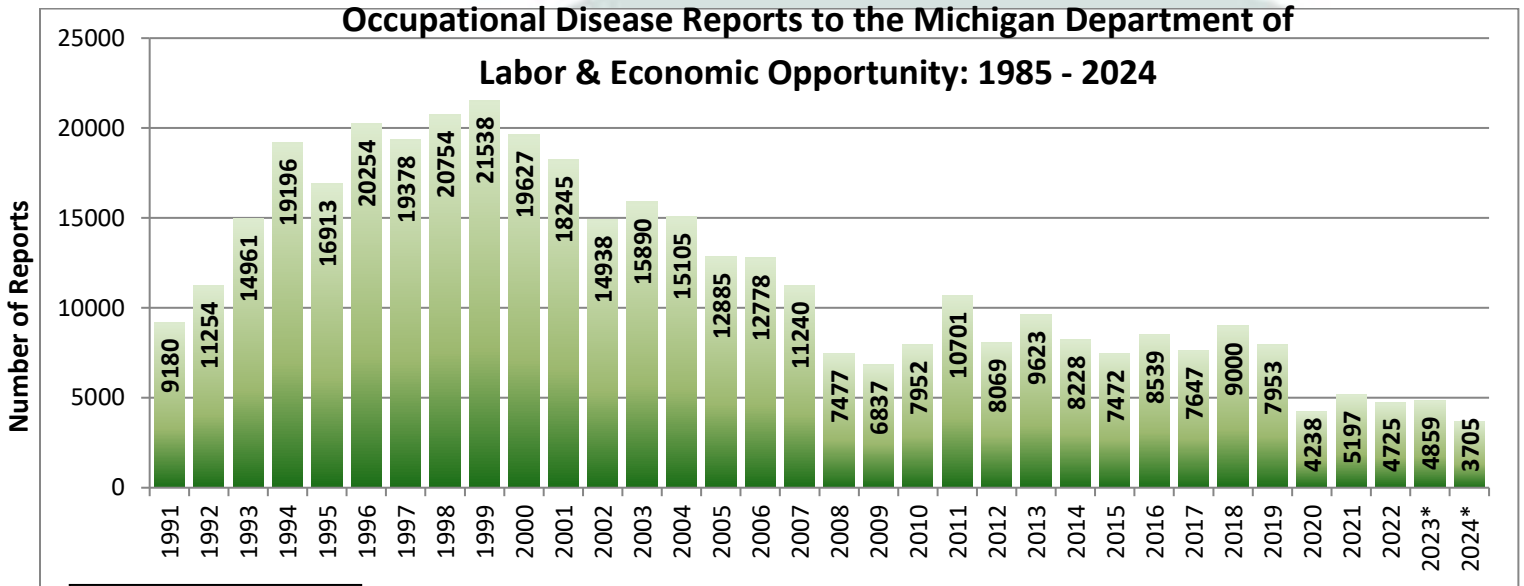


Tracking Work-Related Diseases in Michigan

Additional Information Available at: www.oem.msu.edu

Summary Statistics



*Data is provisional.

The above figure shows the number of occupational diseases reported by doctors, clinics, hospitals and employers; there were an estimated 3,705 reported cases for 2024 to the MI Department of Labor and Economic Opportunity (data is preliminary).

According to the Bureau of Labor and Statistics survey of employers there were 7,100 non-fatal occupational diseases including COVID-19 and 87,900 injuries in Michigan in 2023 (most recent data available).

In 2023, the Workers' Disability Compensation Agency reported 18,940 newly paid claims for lost work time over seven days. Adding individuals still being paid for in prior years, a total of 137,276 people received a workers' compensation payment in 2023. Total payout in workers' compensation benefits and medical care in 2023 was \$458 million (most recent data available).

There is overlap in the three reporting systems but because of confidentiality restrictions, the amount of overlap cannot be determined.

Background

In 1988 Michigan instituted a tracking program for work-related diseases with financial assistance from the National Institute for Occupational Safety and Health. This is a joint project of the Michigan Occupational Safety and Health Administration and the Michigan State University Department of Medicine. The mandatory reporting of patients with work-related diseases provides data to identify trends across industries and within occupations, and direct prevention and intervention programs to help other workers from getting sick from exposures in their jobs.

MICHIGAN LAW REQUIRES THE REPORTING OF KNOWN OR SUSPECTED OCCUPATIONAL DISEASES

Reporting can be done by:

WEB

www.oem.msu.edu

E-MAIL

ODREPORT@msu.edu

FAX

(517) 432-3606

TELEPHONE

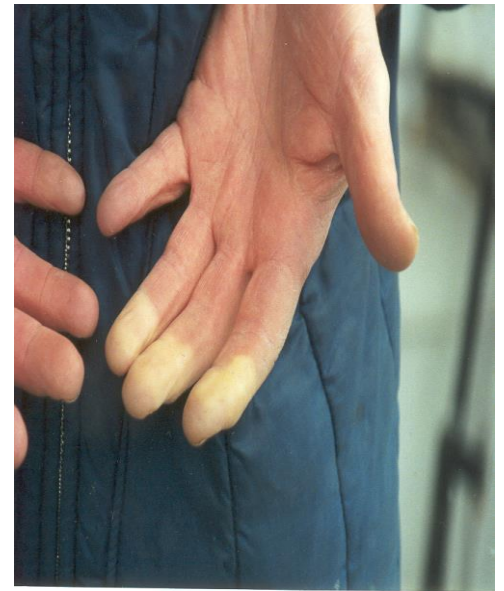
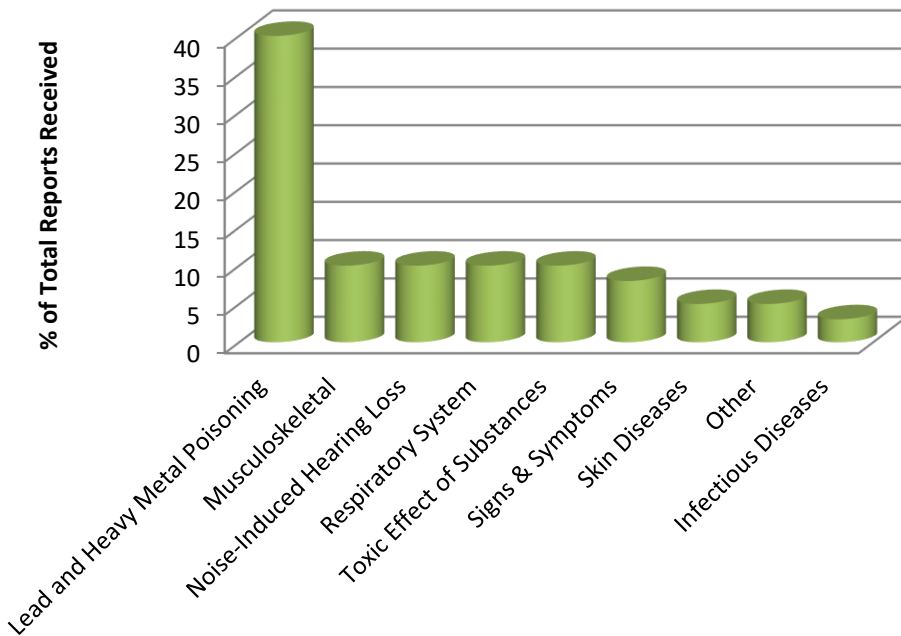
1-800-446-7805

MAIL

Michigan Occupational Safety & Health Administration (MIOSHA)
Technical Services Division
P.O. Box 30649 Lansing, MI
48909-8149

January 27, 2025

Occupational Diseases: 2023



RAYNAUD'S DISEASE FROM WORK IN THE FROZEN GOODS DEPARTMENT AT A SUPERMARKET.

Program Highlights

- In 2023 32% of the OD reports sent to the state were from employers or their contracted medical clinics; 68% were reported from non-company health care professionals. In 2022, the percentages were 43% and 57%, respectively.
- The most frequently reported occupational disease types were heavy metal (lead) poisoning, musculoskeletal diseases from repetitive motion, diseases of the nervous system and sense organs (Noise-Induced Hearing Loss), respiratory diseases, toxic effect of substances and signs and symptoms.
- About 1% of all hospitalizations in Michigan are paid for by Workers' Compensation each year.
- Seventy-five percent of the occupational disease reports are for men.

Comparison of Workers' Compensation Claims

Disease Category	Workers' Compensation	OD Reports
	Year Reported	
	2023	2023
Skin Disease	2.6	4.7
Dust Disease of Lung	<1	3.8
Respiratory Due to Toxic Agents	2.7	6.7
Poisoning	<1	49.8
Disorders Due to Physical Agents	<1	9.9
Repetitive Trauma Conditions	80.5	10.0
All Other Occupational Illnesses	13.6	15.1

This table illustrates how the category of disease will vary by data source and the importance of having a tracking system that is not dependent on a single source.